

# *Winter Weather Response – Snow & Ice*

*FM-Landscape Services*



# Winter Weather Response – Snow & Ice

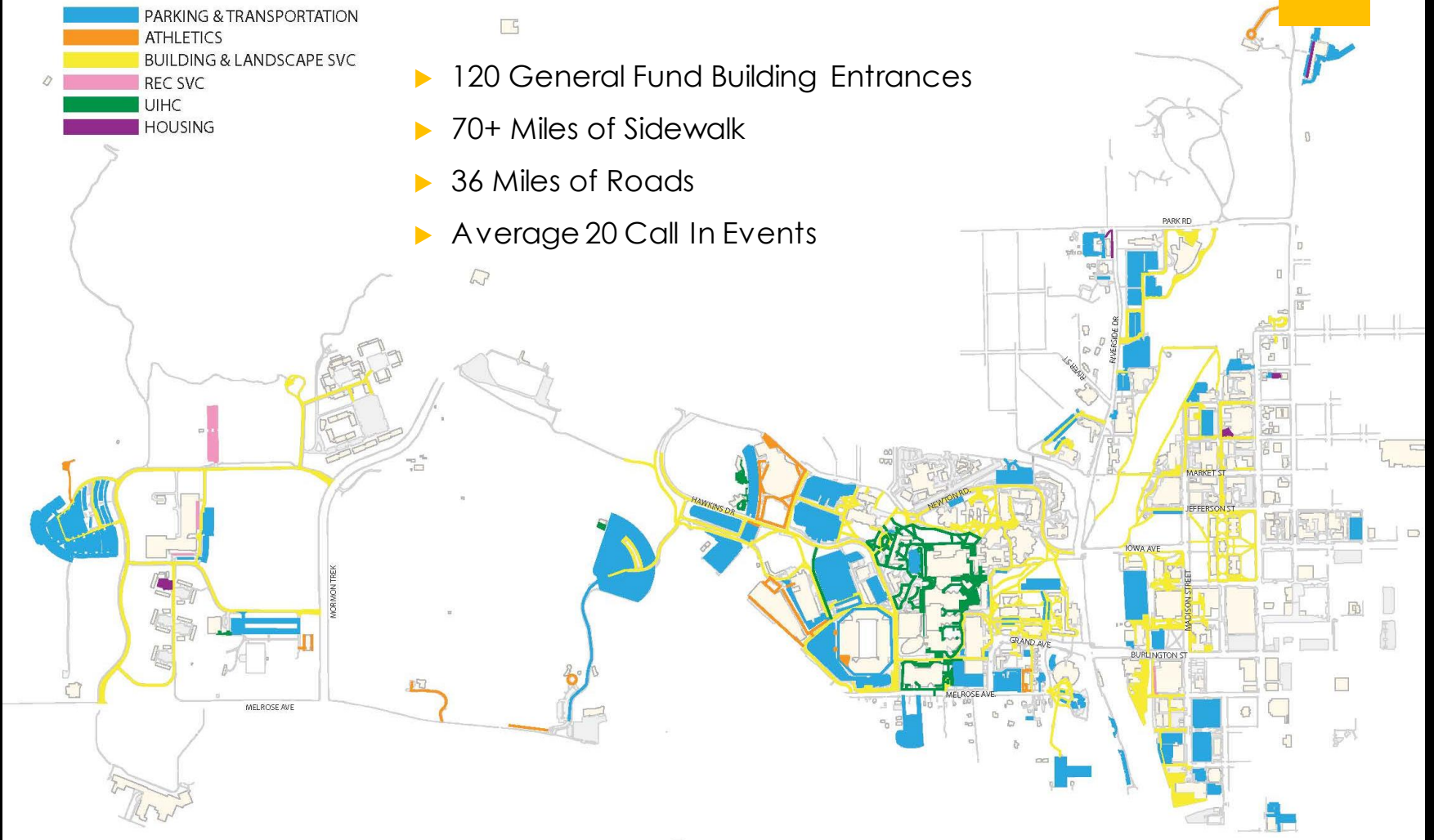
Winter is not a season, it's an occupation.  
—Sinclair Lewis

Daily Iowan March 2, 2015



- PARKING & TRANSPORTATION
- ATHLETICS
- BUILDING & LANDSCAPE SVC
- REC SVC
- UIHC
- HOUSING

- ▶ 120 General Fund Building Entrances
- ▶ 70+ Miles of Sidewalk
- ▶ 36 Miles of Roads
- ▶ Average 20 Call In Events




# Winter Weather Response – Snow & Ice




# Equipment & Staff

- ▶ 2-Large road plows w/ operators
- ▶ 4- Pickup truck plows w/operators
- ▶ 9-Bobcat Skid steers w/ operators
- ▶ 2-Toro PolarTraks w/ operators
- ▶ 1-JCB Telehandler Plow w/ operator
- ▶ 1-Toro Grandstand w/ operator
- ▶ 1-Kubota RTV 1100 plow w/ operator
- ▶ 10-Kubota RTV 1100 Sanders
- ▶ 19- LSC Staff Shovelers
- ▶ 3-Building maintenance volunteers



# Winter Weather Response – Snow & Ice

FM- Landscape Services



# **Winter Weather Response – Snow & Ice**

**FM-Landscape Services**

# Winter Weather Response – Snow & Ice

## REPORTING SNOW AND ICE REMOVAL-RELATED ACCESS ISSUES

### 1. Reporting a non-police emergency

Call [FM@YourService @ 319-335-5071](mailto:FM@YourService) 24 hours a day, 7 days a week. After hours reports can be triaged to Campus Safety – please listen to voice message for options.

### 2. Contact the Building Coordinator

Building Coordinators have information and access to FM and can help resolve any snow and ice issue relating to their building.

### 3. Send in any non-emergency request through the FM@YourService portal

Requests for service are processed through the [FM@YourService](#) portal – green button option. Questions or concerns processed through the blue button option.

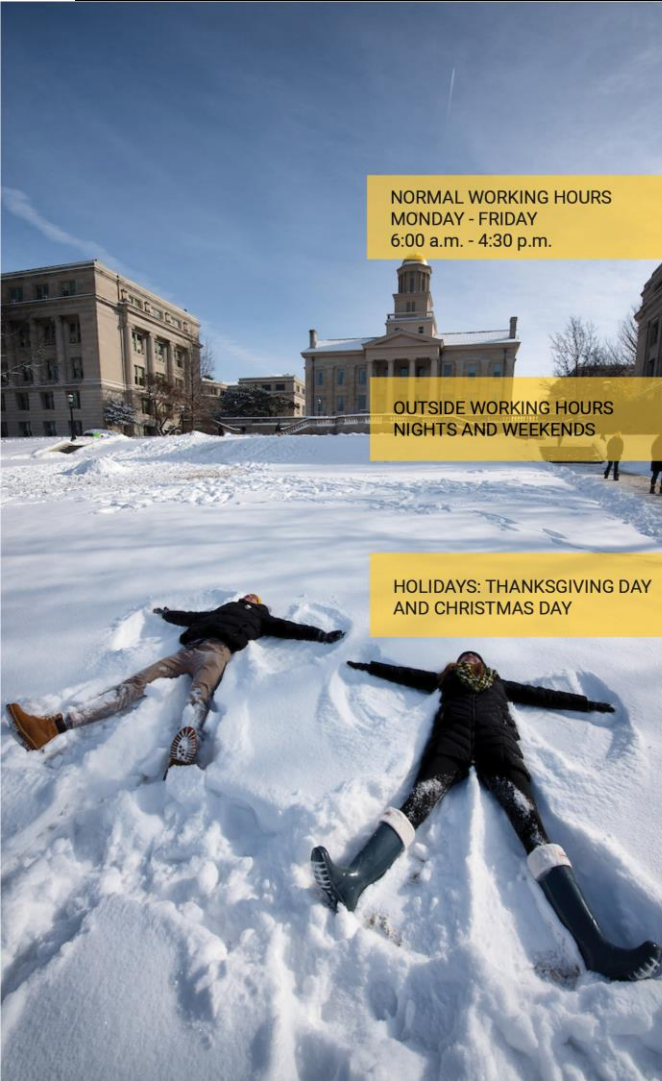
### 4. Request specific accommodations through dedicated office

[Student request for specific accommodations](#)  
[Employee request for specific accommodations](#)





# SNOW REMOVAL PROCESSES



NORMAL WORKING HOURS  
MONDAY - FRIDAY  
6:00 a.m. - 4:30 p.m.

Snow and ice treatment will be initiated by Landscape Services

Early weekday calls should be started by 2:30 a.m. with the intention to have personnel on site by 4:00 a.m. Personnel will return to sites along their routes as necessary later in the day

OUTSIDE WORKING HOURS  
NIGHTS AND WEEKENDS

Snow and ice treatment will be initiated by the UI Department of Public Safety

Weekend call-ins will be initiated to have personnel on site by 6:00 a.m.

HOLIDAYS: THANKSGIVING DAY  
AND CHRISTMAS DAY

Snow and ice at entrances to be removed the day following the holiday

**It is our policy to respond to all snow and ice occurrences.**

Building and Landscape Services is responsible for the winter maintenance of all building entrances, steps, sidewalks, loading docks, Oakdale parking lots, service drives and institutional roads.

Streets and service drives will be plowed and treated with a sand / salt mix as needed. Sidewalks will be plowed and / or broomed and treated with sand / salt or ice-melt mixture. Building entrances and Steps will be shoveled and treated with a minimal amount of ice melt mixture. Sand is not to be used near building entrances.

For more information, see the Landscape Services Management Plan

## Facilities Management's Landscape Services performs:

- ▶ All campus building entrances, steps, sidewalks, loading docks, service drives and institutional roads.
- ▶ Includes parking lots at UI Research Park at Oakdale Campus.
- ▶ UI Parking & Transportation maintains Main Campus parking lots.
- ▶ Crews on-campus for immediate and continuous response 6:00 AM – 4:30 PM (and return to areas as needed to maintain safe egress for campus users)



# **Winter Weather Response – Snow & Ice**

Overnight weather events are followed by UI Campus Safety and Landscape Services, for on-call or emergency response.

Call-ins for snow / ice removal can occur any time conditions warrant but if the snow or ice has already fallen, or if the storm is in progress. Early morning weekday calls should be started by 2:30 am.

Our intention is to have personnel at work and out on their routes by 4:00 am at the latest and to have most areas are cleared for morning campus traffic by 7:30 am.

# **Winter Weather Response – Snow & Ice**

Streets and service drives (and parking lots on the Oakdale Campus) will be plowed and treated with a sand / salt mix as needed.

Sidewalks will be plowed and / or broomed and treated with sand / salt or ice-melt mixture.

Steps will be shoveled and / or broomed and treated with sand / salt or ice melt mixture.

Customer requests and emergency service calls will be communicated to employees in the field by use of cell phones.

For non-emergency use FM@YourService portal or emergencies call FM@YourService at 335-5071.

# Winter Weather Response – Snow & Ice

## Snow Removal

Landscape Services is committed to providing safe access to the campus without causing unnecessary harm to the environment. We strive to reduce the effects of snow and ice as quickly and effectively as our resources and the weather will allow.

## Priorities

Priority for snow and ice removal: In most instances snow and ice removal will occur simultaneously for roadways, parking lots, sidewalks and entrances. In situations when snow and ice occurs with heavy accumulation or is difficult to handle, the following priorities will be followed.

1. Roadways - roadways serving UIHC and University facilities
2. Parking lots - accessible spaces, permit spaces, general spaces
3. Primary sidewalks - main walkways traversing campus and leading to main building entrances
4. Primary building entrances - main building entrances and accessible entrances
5. Secondary sidewalks - walks not in primary route to campus facilities such as leading to side doors, back doors or limited access areas
6. Secondary building entrances - side entrances, back entrances, limited access exits



# Winter Weather Response – Snow & Ice

## Helpful Hints When Walking on Snow or Ice

- 1. Plan ahead, give yourself sufficient time and plan your route.**
  - Traffic moves slowly in snowy conditions.
  - Give yourself extra time—don't assume a clear path for driving and walking will be available.
- 2. Wear shoes or boots that provide traction on snow and ice.**
  - Footwear made of rubber and neoprene composite provide better traction than plastic and leather soles.
  - Wear flat-soled shoes. Avoid shoes with heels.
  - Products are available with abrasive soles or cleats that provide special traction for walking on snow and ice, such as Yaktrax. [Remember to remove when entering buildings.]
- 3. Use special care when entering and exiting vehicles, climbing or descending stairs, entering or leaving buildings.**
  - Move slowly.
  - Remove snow/water from shoes when entering buildings.
  - Use handrails for support.
  - Try to keep your center of gravity over your support leg.
  - Use car for support.
  - Keep your hands out of your pockets.
- 4. Walk on designated walkways as much as possible.**
  - Don't take shortcuts over snow piles or areas where snow and ice removal is not feasible.
  - Look ahead when you walk. A sidewalk completely covered with ice may require travel along its grassy edge for traction.
  - Don't text or read while walking.
- 5. Walk safely on snow or ice.**
  - Take short steps or shuffle for stability.
  - Bend slightly forward and walk flat-footed with your center of gravity directly over your feet as much as possible.
  - Keep your hands out of your pockets.
  - Be prepared to fall. If you fall, fall with sequential contacts at your thigh, hip and shoulder. Avoid using outstretched arms to brace yourself.
  - Bend your back and head forward to avoid hitting your head against the ground.



(Photo: sunok/Shutterstock)

# Winter Weather Response – Snow & Ice

**SAFE Winter Walking.... Walk**

**SAFE**

Most falls on snow and ice result in serious injuries... please don't be a statistic this year!

Walking during the winter requires special attention to avoid slipping and falling.

The National Safety Council estimates that falls cause more than 1,500 deaths and 300,000 injuries per year.



# Winter Weather Response – Snow & Ice

**SAFE Winter Walking.... Walk  
SAFE**

**Injuries from Slips and Falls occur  
each year in parking lots.**





# Winter Weather Response – Snow & Ice

**SAFE Winter Walking.... Walk  
SAFE**

**Numerous slip and fall injuries  
occurred while walking into work  
on ice and / or snowy conditions.**

