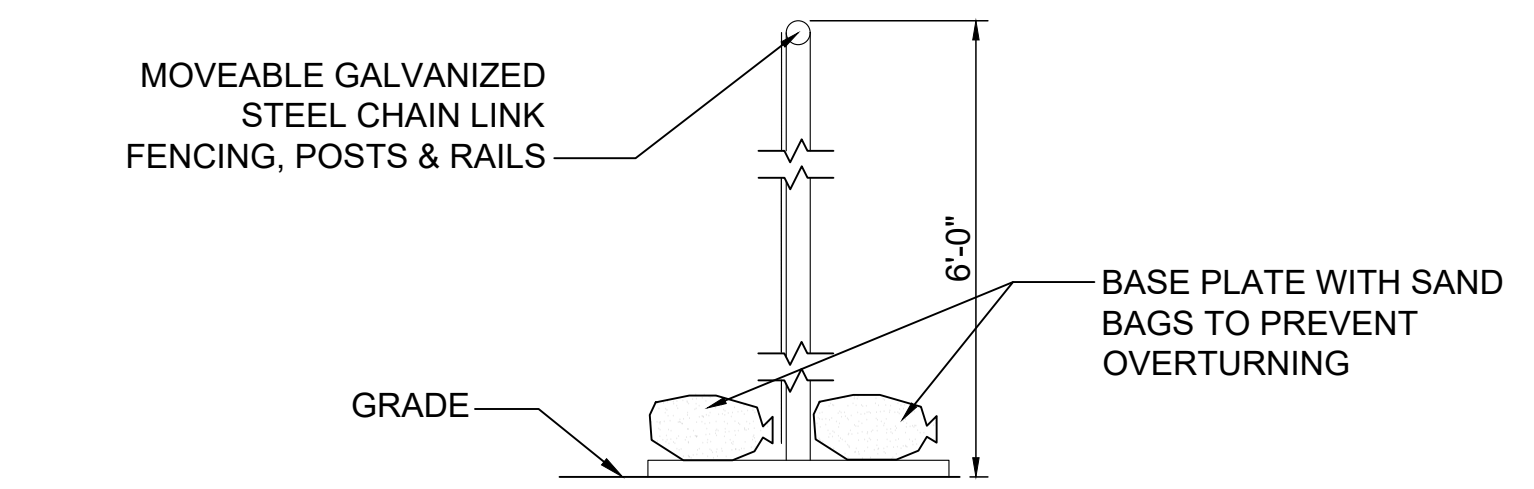


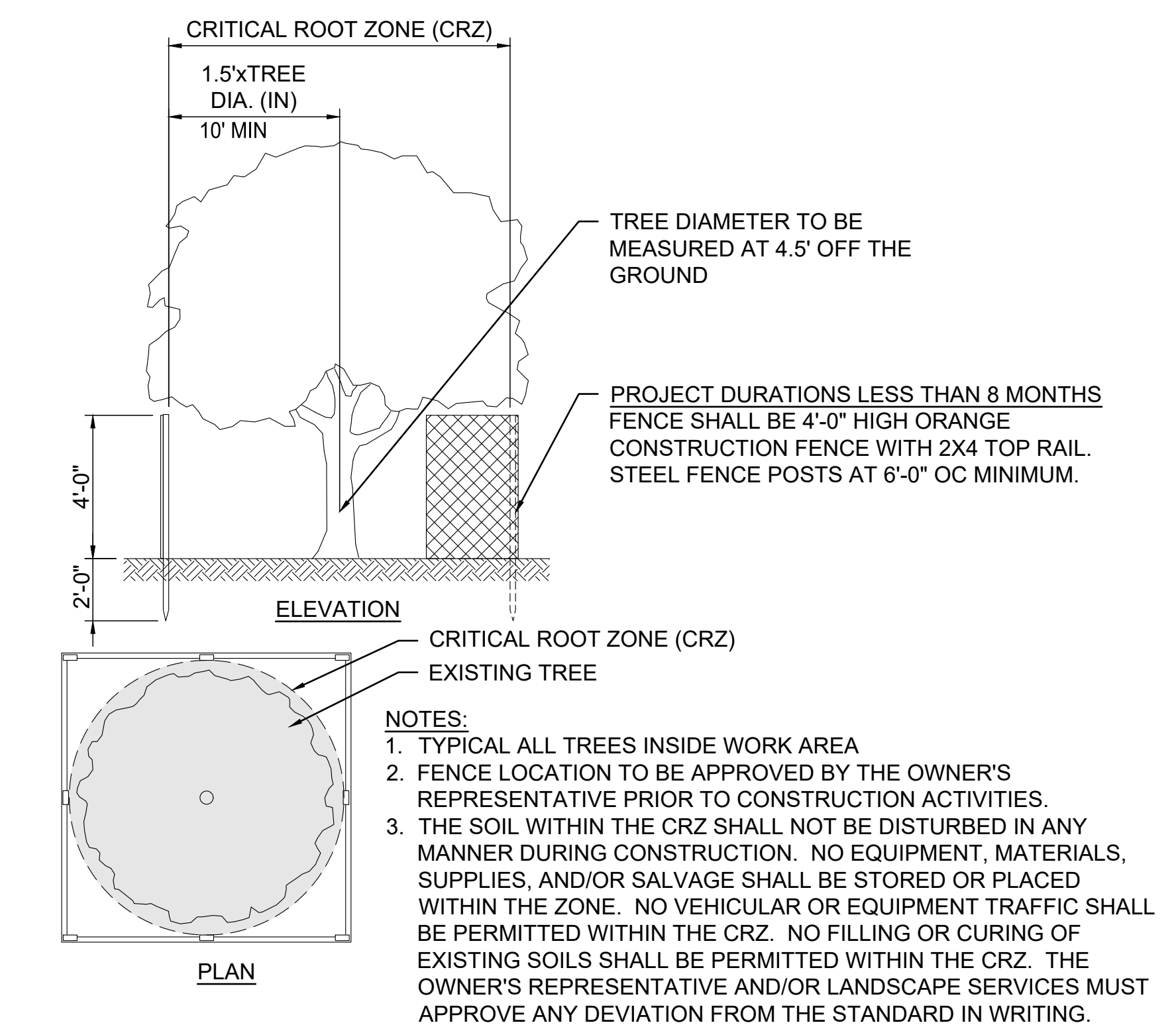
LEGEND

- CHAINLINK CONSTRUCTION FENCE. SEE DETAIL 1/C2.01.
- CONSTRUCTION WORK AREA
- TEMPORARY WORK AREA
- MAINTAIN PEDESTRIAN PATHWAY
- MAINTAIN ROADWAY AND VEHICLE TRAFFIC
- PROTECT TREE AND ROOT STRUCTURE. INSTALL TREE PROTECTION FENCE PER DETAIL 2/C2.01.
- CONTRACTOR ACCESS ROUTE



- NOTES:
- MOVEABLE CHAINLINK FENCE SHALL BE INSTALLED AROUND CONSTRUCTION SITE PERIMETER.
 - MOVEABLE PANELS SHALL BE SECURELY FASTENED DOWN TO PREVENT MOVEMENT, OVERTURNING, OR WIND PROBLEMS.

1 TEMPORARY CHAIN LINK CONSTRUCTION FENCE
NOT TO SCALE



2 TREE PROTECTION DETAIL
NOT TO SCALE

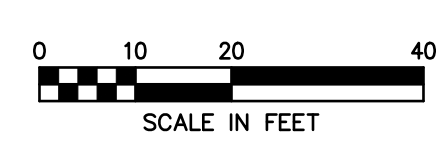
- NOTES:
- TYPICAL ALL TREES INSIDE WORK AREA
 - FENCE LOCATION TO BE APPROVED BY THE OWNER'S REPRESENTATIVE PRIOR TO CONSTRUCTION ACTIVITIES.
 - THE SOIL WITHIN THE CRZ SHALL NOT BE DISTURBED IN ANY MANNER DURING CONSTRUCTION. NO EQUIPMENT, MATERIALS, SUPPLIES, AND/OR SALVAGE SHALL BE STORED OR PLACED WITHIN THE ZONE. NO VEHICULAR OR EQUIPMENT TRAFFIC SHALL BE PERMITTED WITHIN THE CRZ. NO FILLING OR CURING OF EXISTING SOILS SHALL BE PERMITTED WITHIN THE CRZ. THE OWNER'S REPRESENTATIVE AND/OR LANDSCAPE SERVICES MUST APPROVE ANY DEVIATION FROM THE STANDARD IN WRITING.

REVISIONS

NO.	DESCRIPTION	DATE

DATE: _____
CMBA ARCHITECTS

IF THIS DRAWING IS NOT 30"x42" IT IS NOT TO SCALE



© COPYRIGHT: Permission to reproduce all or part of this drawing is hereby granted solely for the limited purpose of construction of the project or similar. Unauthorized copying, disclosure or construction use without written permission of Cannon Design is prohibited by copyright law.